




1  
One white dot




2  
Cover with light transparent




3  
Add black dot to one side of 'petal' toward flower center




4  
Add 2 white dots as shown




5  
Cover white with light transparent




6  
Add black dot to each petal toward flower center



7  
Add slightly larger white dot as shown



8  
Cover white with light transparent



9  
Add black dot to petal toward flower center. Plunge Center.



10- When you plunge the center then encase, you will trap a sparkly bubble in the center. You can also use stamen cane which is another great effect. Have fun!

